
















Accessories for Brushcutters - Line heads



Tap&Go with 2 nylon lines					
					
	Ø 105 mm, M8x1.25 left hand female shaft thread, anti-clockwise rotation	Ø 105 mm, M8x1.25 left hand female shaft thread, anti-clockwise rotation	Ø 105 mm, M8x1.25 left hand male shaft thread, anti-clockwise rotation	Ø 109 mm, M8x1.25 left hand female shaft thread, anti-clockwise rotation	Ø 130 mm, M8x1.25 left hand female shaft thread, anti-clockwise rotation
Part number	60012020A	61062023A	63029008A	63080011A	4199040CR
				Reel and line	
Part number				63080012R	
line diameter	1.65 mm	2.00 mm	2.00 mm	1.60 mm	
TR 61 E	●				
TR 91 E	○			●	
BCi 30					
BCH 25 S / BCH 250 S					
BCH 25 T / BCH 250 T					
BCH 25 D / BCH 250 D					
BCH 400 S					
BCH 40 T / BCH 400 T					
BCH 40 BP / BCH 400 BP					
BCH 500 S					
BCH 50 T / BCH 500 T					
BCH 500 BP					
SPARTA 25 TR / SPARTA 250 TR		●			
SPARTA 250 S			○		
SPARTA 25 / SPARTA 250 T			○		
SPARTA 381 S					
SPARTA 381 T					
SPARTA 441 S					
SPARTA 441 T					
SPARTA 441 BP					
BC 241 S					
BC 241 T					
BC 270 S					
BC 270 T					
BC 300 S					
BC 300 T					
BC 241 D					
BC 300 D					
BC 350 S					
BC 350 T					
BC 400 S					
BC 400 T					
741					
746 S					
746 T					
753 T					
755 MASTER					
BC 530 S					
BC 530 T					
BC 550 MASTER					
BCF 430					
446 BP ERGO					
453 BP ERGO					
BCF 530					



Accessories for Brushcutters - Line heads

	Tap&Go EVO			Tap&Go with 2 nylon lines	Universal multi-line with 4 and 8 lines	
						
	Ø 110 mm, M8x1.25 left hand male shaft thread, + M10x1.25 left hand female shaft thread, anti-clockwise rotation	Ø 130 mm, M8x1.25 left hand male shaft thread, + M10x1.25 left hand female shaft thread, anti-clockwise rotation	Ø 130 mm, M10x1.25 left hand female shaft thread, anti-clockwise rotation	Ø 160 mm, M10x1.25 left hand female shaft thread, anti-clockwise rotation	Ø 4.7"/120 mm, 4 lines Platin-Cut, 20-25.4 mm bore "Multiline Pro Head" in aluminium	Ø 3.15"/80 mm, 8 four-lobed trimmer lines 20-25.4 mm hole "superpro" aluminium
Part number	61469100	61459100	61459102	61112061A	63119013	4180057
		Reel without line	Reel without line	Reel and line		Set of 50 lines, four-lobed section, 3.5 mm dia., length 300 mm
Part number	61460023	63120010R	63120010R			
		Plastic knob	Plastic knob			
Part number	61460022	63120011R	63120011R	63032003BR	4180966C	
line diameter	2.40 mm	2.40 mm	3.00 mm	3.50 mm	3.50 mm	3.50 mm
TR 61 E						
TR 91 E						
BCi 30						
BCH 25 S / BCH 250 S	●					
BCH 25 T / BCH 250 T	●					
BCH 25 D / BCH 250 D	●					
BCH 400 S		●	○		○	○
BCH 40 T / BCH 400 T		●	○		○	○
BCH 40 BP / BCH 400 BP		●	○		○	○
BCH 500 S		○	●		○	○
BCH 50 T / BCH 500 T		○	●		○	○
BCH 500 BP		○	●		○	○
SPARTA 25 TR / SPARTA 250 TR						
SPARTA 250 S		○				
SPARTA 25 / SPARTA 250 T		○				
SPARTA 381 S		○	○		○	○
SPARTA 381 T		○	○		○	○
SPARTA 441 S		○	○		○	○
SPARTA 441 T		○	○		○	○
SPARTA 441 BP		○	○		○	○
BC 241 S		○				
BC 241 T		○				
BC 270 S		○				
BC 270 T		○				
BC 300 S		○				
BC 300 T		○				
BC 241 D		○				
BC 300 D		○				
BC 350 S		○	○		○	○
BC 350 T		○	○		○	○
BC 400 S		○	○	○	○	○
BC 400 T		○	○	○	○	○
741		○	○	○	○	○
746 S		○	○	○	○	○
746 T		○	○	○	○	○
753 T		○	○	○	○	○
755 MASTER		○	○	●	○	○
BC 530 S		○	○		○	○
BC 530 T		○	○	○	○	○
BC 550 MASTER		○	○	●	○	○
BCF 430		○	○		○	○
446 BP ERGO		○	○		○	○
453 BP ERGO		○	○		○	○
BCF 530		○	○		○	○

● standard equipment ○ compatible tools

Accessories for Brushcutters - Line heads



Speed&Go: the revolutionary system that allows you to refill with line in just **10 seconds** a world first, revolutionary in terms of convenience, speed and ease of filling.

The head can be refilled using a ready-to-use pre-wound line disk featuring easy opening without using tools.
For brushcutters from 20 to 40 cc.

The pack contains:

- Speed&Go head
- Line disk M (Ø 2.4 mm)
- Adapter M10x1.25 lh female thread

Technical specifications:

- Speed&Go easy line refilling system
- Tap&Go line feed system
- Replaceable aluminium eyelets
- Replaceable low profile cap
- Fibreglass reinforced structure

Just 10 seconds and 3 simple steps to refill

1	2	3
<p>Open with a click... by pressing the two side tabs with no need for tools.</p>	<p>Insert the disk... on the aluminium plate and feed the two line ends through the eyelets.</p>	<p>Close! by realigning the two halves and gently pressing them together & GO...</p>

The innovative disk type refilling system is available in 2 sizes:

- M: Ø 2.4 mm / .095" (7 m / 275" of line)
- L: Ø 3.0 mm / .118" (5.5 m / 216" of line)



	Head	Part code	Line		Refill	Part code
	Ø 130 mm	63139001	Ø 2.4 mm		10 pcs Ø 2.4 mm – M line	63040302
					3 pcs Ø 3.0 mm – L line	63040301
					10 pcs Ø 3.0 mm – L line	63040303

Accessories for Brushcutters - Line heads



The smart line head: **twenty** seconds to refill,
zero tools required, **zero** difficulties encountered.

Extra life available with the optional metal reinforced cap.

The pack contains	Ø 103 mm	Ø 110 mm	Ø 130 mm	Ø 130 mm	Technical specifications:
Load&Go head	•	•	•	•	- Load&Go easy line refilling system - Tap&Go line feed system - Interchangeable reinforced aluminium eyelets - Reinforced cap with hex socket* - Reinforced plastic body
2.0 mm line	Pro-Silent	-	-	-	
2.4 mm line	-	Greenline	Greenline	o	
3.0 mm line	-	-	Greenline	First	
M10x1.25 adapter, lh female thread	•	•	•	•	
Plastic knob	•	•	•	o	
Metal knob	-	-	o	•	

• standard equipment o compatible tools

Just 20 seconds and 3 simple steps to refill

1



Load....

align the eyelets. Insert the line in the head through one eyelet and feed it out through the opposite one until obtaining two tails of identical length.

2



&...

turn the profiled knob counter-clockwise.

3



Go!

the head is now ready for use.



* When line thickness and length call for more effort to rewind the line.

Insert the spark plug wrench into the corresponding hex socket.

Turn clockwise.

Ø 103 mm	Knob	Code	Line	Standard adapters	Minimum quantity	Engine
	Plastic	63149001	Ø 2.0 mm	M8x1.25 lh female thread	20	20 – 25 cc
Spare parts available						
	Knob	63140005R	-	-	5	
	Reel without line	63140008R	-	-	1	
Ø 110 mm	Knob	Code	Line	Standard adapters	Minimum quantity	Engine
	Plastic	63109002	Ø 2.4 mm	M10x1.25 lh female thread	20	20 – 30 cc
Spare parts available						
	Knob	63100007R	-	-	5	
	Reel without line	63100020R	-	-	1	
Ø 130 mm	Knob	Code	Line	Standard adapters	Minimum quantity	Engine
	Plastic	63129008	Ø 2.4 mm + Ø 3.0 mm	M10x1.25 lh female thread	20	20 – 55 cc
	Metal	63129015	Ø 3.0 mm	M10x1.25 lh female thread	20	30 – 55 cc
Spare parts available						
	Knob	63120007AR	-	-	5	
	Reel without line	63120020AR	-	-	1	
	Reinforced knob	63120030AR	-	-	5	

Accessories for Brushcutters - Line heads



Adapters kit for Tap&Go EVO, Speed&Go and Load&Go line heads

The case contains 120 adapters (12 type of insert, different in terms of drive pin characteristics and thread pitch). The compatibility table allows fast identification of the type of line head adapter required in accordance with the make and model of brushcutter, guaranteeing total compatibility with the majority of models produced by the various makers and present on the world market. Dealers can re-order the most popular part codes with a minimum quantity of 10 items.

Universal with 12-adapter kit case					
Tap&Go EVO	Speed&Go	Load&Go with plastic cap, metal knob and rapid line refill system			

	Adapters kit	Part code
	Complete kit of 12 adapters compatible with our competitors' models	63120021B

Spare parts available			
	Standard adapters	Part code	Minimum quantity
	M8x1.25LHF	63120046	10
	M10x1LHF	63120047	10
	M10x1.5LHF	63120050	10
	M12x1.25LHF	63120051	10
	M12x1.5LHF	63120052	10
	M10x1.25LHM	63120048	10
	M10x1.5LHM	63120049	10
	M7x1LHM	63120045	10
	3/8-24FLHF	63120054	10
	M12x1.75LHF	63120053	10
	M14x1.5LHF	63120055	10
	M8x1.25LHM	63120042R	10
Available without case in 10-piece kits:			
	M10x1.25LHF	63120041R	10
	M8x1.25LHF	63120057	10








Accessories for Brushcutters - Line heads

	Speed&Go		Load&Go with plastic cap, metal knob and rapid line refill system				
	Ø 130 mm, M10x1.25 left hand female shaft thread, anti-clockwise rotation		Ø 103 mm, M8x1.25 left hand female shaft thread, anti-clockwise rotation	Ø 110 mm, M10x1.25 left hand female shaft thread, anti-clockwise rotation	Ø 130 mm, plastic knob, 1 insert M10x1.25 left hand female shaft thread, line Ø 2.40 and 3.00 mm, anti-clockwise rotation		Ø 130 mm, metal knob, 1 left hand female shaft thread M10x1.25 insert, Ø 3.00 mm line, anti-clockwise rotation
Part number	63139001		63149001	63109002	63129008		63129015
Part number		3 L refills 63040301	Reel without line 63140008R	Reel without line 63100020R	Reel without line 63120020AR		Reel without line 63120020AR
Part number	10 M refills 63040302	10 L refills 63040303	Plastic knob 63140005R	Plastic knob 63100007R	Plastic knob 63120007AR		Plastic knob 63120007AR
Part number					Optional metal knob 63120030AR		Standard metal knob 63120030AR
line diameter	2.40 mm	3.00 mm	2.00 mm	2.40 mm	2.40 mm	3.00 mm	3.00 mm
TR 61 E							
TR 91 E			○ + 63120057				
BCi 30			●				
BCH 25 S / BCH 250 S				○			
BCH 25 T / BCH 250 T				○			
BCH 25 D / BCH 250 D				○			
BCH 400 S	○	○			○	○	
BCH 40 T / BCH 400 T	○	○			○	○	
BCH 40 BP / BCH 400 BP	○	○			○	○	
BCH 500 S	○	○			○	○	
BCH 50 T / BCH 500 T	○	○			○	○	
BCH 500 BP	○	○			○	○	
SPARTA 25 TR / SPARTA 250 TR							
SPARTA 250 S	○				○		
SPARTA 25 / SPARTA 250 T	○				○		
SPARTA 381 S	○	○				●	○
SPARTA 381 T	○	○				●	○
SPARTA 441 S		○				●	○
SPARTA 441 T		○				●	○
SPARTA 441 BP		○				●	○
BC 241 S	○		○	○	●		
BC 241 T	○		○	○	●		
BC 270 S	○			○	●		
BC 270 T	○			○	●		
BC 300 S	○			○	●		
BC 300 T	○			○	●		
BC 241 D	○		○	○	●		
BC 300 D	○			○	●		
BC 350 S	○	○			○	●	○
BC 350 T	○	○			○	●	○
BC 400 S						●	
BC 400 T						●	
741		○			○	●	○
746 S						●	○
746 T						●	○
753 T						●	○
755 MASTER						○	○
BC 530 S						○	●
BC 530 T						○	●
BC 550 MASTER						○	○
BCF 430		○			○	●	○
446 BP ERGO						●	○
453 BP ERGO						●	○
BCF 530						●	○

● standard equipment ○ compatible tools






Accessories for Brushcutters - Blades



Part number	Special steel blades for grass cutting		3-tooth blades in special steel		Fixed 3-tooth steel blade
					
	4095567BR	4095675BR	4095637BR	4095638BR	4095643AR
	Ø 10"/255 mm, thickness 1.6 mm, bore 25.4 mm	Ø 12"/305 mm, thickness 2.5 mm, bore 25.4 mm	Ø 9"/230 mm, thickness 1.4 mm, bore 25.4 mm	Ø 10"/255 mm, thickness 1.4 mm, bore 25.4 mm	Ø 10"/255 mm, thickness 1.4 mm, bore 25.4 mm
TR 61 E					
TR 91 E					
BCi 30					
BCH 25 S / BCH 250 S			○	○	
BCH 25 T / BCH 250 T			○	○	
BCH 25 D / BCH 250 D			○	○	
BCH 400 S	○	○	○	○	
BCH 40 T / BCH 400 T	○	○	○	○	
BCH 40 BP / BCH 400 BP	○	○	○	○	
BCH 500 S	○	○	○	○	
BCH 50 T / BCH 500 T	○	○	○	○	
BCH 500 BP	○	○	○	○	
SPARTA 25 TR / SPARTA 250 TR					
SPARTA 250 S			○	○	
SPARTA 25 / SPARTA 250 T			○	○	
SPARTA 381 S					
SPARTA 381 T					
SPARTA 441 S					
SPARTA 441 T		○		○	○
SPARTA 441 BP	○			○	○
BC 241 S			○	○	○
BC 241 T			○	○	○
BC 270 S			○	○	
BC 270 T			○	○	
BC 300 S	○			○	○
BC 300 T	○			○	○
BC 241 D					
BC 300 D	○			○	○
BC 350 S	○			○	○
BC 350 T	○			○	○
BC 400 S				○	○
BC 400 T		○		○	○
741		○		○	○
746 S		○		○	○
746 T		○		○	○
753 T		○		○	○
755 MASTER		○		○	○
BC 530 S		○		○	○
BC 530 T		○		○	○
BC 550 MASTER		○		○	○
BCF 430		○		○	○
446 BP ERGO		○		○	○
453 BP ERGO		○		○	○
BCF 530		○		○	○

● standard equipment ○ compatible tools






Accessories for Brushcutters - Blades

Part number	3-tooth blades in tempered steel		4-tooth blades in tempered steel		
					
	4095673BR	4095674BR	4095681AR	4095568AR	4095563AR
	Ø 10"/255 mm, thickness 1.8 mm, bore 25.4 mm	Ø 12"/305 mm, thickness 2.4 mm, bore 25.4 mm	8"/200 mm dia., thickness 2.0 mm, bore 25.4 mm	Ø 9"/230 mm, thickness 1.4 mm, bore 25.4 mm	Ø 10"/255 mm, thickness 1.4 mm, bore 25.4 mm
TR 61 E					
TR 91 E					
BCi 30					
BCH 25 S / BCH 250 S	○		○	○	○
BCH 25 T / BCH 250 T	●		○	○	○
BCH 25 D / BCH 250 D	○		○	○	○
BCH 400 S	○	○	○		○
BCH 40 T / BCH 400 T	●	○	○		○
BCH 40 BP / BCH 400 BP	○		○		○
BCH 500 S	●	○	○		○
BCH 50 T / BCH 500 T	●	○	○		○
BCH 500 BP	●		○		○
SPARTA 25 TR / SPARTA 250 TR					
SPARTA 250 S	○		○	○	○
SPARTA 25 / SPARTA 250 T	●		○	○	○
SPARTA 381 S	○				
SPARTA 381 T	●				
SPARTA 441 S	●				
SPARTA 441 T	●	○			○
SPARTA 441 BP	●				○
BC 241 S	●		○	○	○
BC 241 T	●		○	○	○
BC 270 S	●			○	○
BC 270 T	●			○	○
BC 300 S	●			○	○
BC 300 T	●			○	○
BC 241 D	●				
BC 300 D	●			○	○
BC 350 S	●				○
BC 350 T	●				○
BC 400 S	●	○			○
BC 400 T	●	○			○
741	●	○			○
746 S	○	○			○
746 T	○	○			○
753 T	○	○			○
755 MASTER	○	○			○
BC 530 S	○	○			○
BC 530 T	○	○			○
BC 550 MASTER	○	○			○
BCF 430	●	○			○
446 BP ERGO	●	○			○
453 BP ERGO	●	○			○
BCF 530	●	○			○

● standard equipment ○ compatible tools






Accessories for Brushcutters - Blades



Part number	8-tooth blades in tempered steel		22-tooth blades in tempered steel	60-tooth blades in tempered steel	
					
	4095565BR	4095065BR	4095666BR	4095636BR	4095635BR
	Ø 9"/230 mm, thickness 1.4 mm, bore 25.4 mm	Ø 10"/255 mm, thickness 1.4 mm, bore 25.4 mm	Ø 8"/200 mm, thickness 1.6 mm, bore 25.4 mm	Ø 9"/230 mm, thickness 1.4 mm, bore 25.4 mm	Ø 10"/255 mm, thickness 1.4 mm, bore 25.4 mm
TR 61 E					
TR 91 E					
BCi 30					
BCH 25 S / BCH 250 S	○				
BCH 25 T / BCH 250 T	○				
BCH 25 D / BCH 250 D	○				
BCH 400 S					
BCH 40 T / BCH 400 T					
BCH 40 BP / BCH 400 BP					
BCH 500 S					
BCH 50 T / BCH 500 T					
BCH 500 BP					
SPARTA 25 TR / SPARTA 250 TR					
SPARTA 250 S	○				
SPARTA 25 / SPARTA 250 T	○				
SPARTA 381 S					
SPARTA 381 T					
SPARTA 441 S					
SPARTA 441 T	○	○	○	○	○
SPARTA 441 BP				○	○
BC 241 S	○	○			
BC 241 T	○	○			
BC 270 S	○				
BC 270 T	○				
BC 300 S	○	○			
BC 300 T	○	○			
BC 241 D					
BC 300 D	○	○			
BC 350 S	○	○		○	○
BC 350 T	○	○		○	○
BC 400 S	○	○	○	○	○
BC 400 T	○	○	○	○	○
741	○	○	○	○	○
746 S		○	○		○
746 T		○	○		○
753 T		○	○		○
755 MASTER		○	○		○
BC 530 S		○	○		○
BC 530 T		○	○		○
BC 550 MASTER		○	○		○
BCF 430		○			○
446 BP ERGO		○	○		○
453 BP ERGO		○			○
BCF 530		○			○

● standard equipment ○ compatible tools

Accessories for Brushcutters - Blades

Part number	80-tooth blades in tempered steel		3-tooth brush blades in tempered steel		Shredder blades with 2 curved teeth in special steel
					
	4095564BR	4095066BR	4095641BR	4095665BR	4095677BR
	Ø 9"/230 mm, thickness 1.4 mm, bore 25.4 mm	Ø 10"/255 mm, thickness 1.4 mm, bore 25.4 mm	Ø 10"/255 mm, thickness 3.0 mm, bore 25.4 mm	Ø 12"/305 mm, thickness 3.0 mm, bore 25.4 mm	Ø 12"/305 mm, thickness 3.0 mm, bore 25.4 mm
TR 61 E					
TR 91 E					
BCi 30					
BCH 25 S / BCH 250 S					
BCH 25 T / BCH 250 T					
BCH 25 D / BCH 250 D					
BCH 400 S			○	○	
BCH 40 T / BCH 400 T			○	○	
BCH 40 BP / BCH 400 BP			○		
BCH 500 S			○	○	
BCH 50 T / BCH 500 T			○	○	
BCH 500 BP			○		
SPARTA 25 TR / SPARTA 250 TR					
SPARTA 250 S					
SPARTA 25 / SPARTA 250 T					
SPARTA 381 S					
SPARTA 381 T					
SPARTA 441 S			○		
SPARTA 441 T	○	○	○		
SPARTA 441 BP	○	○	○		
BC 241 S					
BC 241 T					
BC 270 S					
BC 270 T					
BC 300 S					
BC 300 T					
BC 241 D					
BC 300 D					
BC 350 S	○	○			
BC 350 T	○	○			
BC 400 S	○	○	○		
BC 400 T	○	○	○	○	○
741	○	○	○	○	○
746 S		○	○	●	○
746 T		○	○	●	○
753 T		○	○	●	○
755 MASTER		○	○	●	○
BC 530 S		○	○	●	○
BC 530 T		○	○	●	○
BC 550 MASTER		○	○	●	○
BCF 430		○	○	○	○
446 BP ERGO		○	○	○	○
453 BP ERGO		○	○	○	○
BCF 530		○	○	○	○

● standard equipment ○ compatible tools

Accessories for Brushcutters - Guards



Part number	Plastic guards										Metal guards	
	For 600 W electric trimmer	For BCi battery-powered brushcutters	For 850 W/1000 W electric trimmer	For petrol engine trimmer SPARTA TR	For BC 220/240 brushcutters	For 725 ERGO brushcutters	For SPARTA brushcutters	For BCH-D brushcutters 25/40 cc	For 38/46/53 cc brushcutters	For 25/30/34/38 cc brushcutters	Ø 200 metal guard for 22-tooth blade	Ø 255 metal guard for 60/80-tooth blade
TR 61 E	•											
TR 91 E			•									
BCi 30		•										
BCH 25 S / BCH 250 S								•				
BCH 25 T / BCH 250 T								•				
BCH 25 D / BCH 250 D								•				
BCH 400 S								•				
BCH 40 T / BCH 400 T								•				
BCH 40 BP / BCH 400 BP								•				
BCH 500 S								•				
BCH 50 T / BCH 500 T								•				
BCH 500 BP								•				
SPARTA 25 TR / SPARTA 250 TR				•								
SPARTA 250 S							•					
SPARTA 25 / SPARTA 250 T							•					
SPARTA 381 S									○	•		○
SPARTA 381 T									○	•		○
SPARTA 441 S									○	•		○
SPARTA 441 T									○	•		○
SPARTA 441 BP										•		○
BC 241 S					•							
BC 241 T					•							
BC 270 S					○	•						
BC 270 T					○	•						
BC 300 S										•		
BC 300 T										•		
BC 241 D					•							
BC 300 D					•					•		
BC 350 S									•			○
BC 350 T									•			○
BC 400 S									•		○	○
BC 400 T									•		○	○
741									•		○	○
746 S									•		○	○
746 T									•		○	○
753 T									•		○	○
755 MASTER									•		○	○
BC 530 S									•		○	○
BC 530 T									•		○	○
BC 550 MASTER									•		○	○
BCF 430										•		○
446 BP ERGO										•		○
453 BP ERGO										•		○
BCF 530										•		○

• standard equipment ○ compatible tools



Accessories for Brushcutters - Harnesses

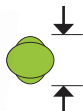
	Single harness		Harness with cushion		Double harness		Professional harness
Part number	4160463AR	60010143R	4179164R	4179172R	61200106R	63050018AR	63070003AR
	with snap hook	without snap hook	with cushion	with "comfort" cushion	double	double with quick release	professional
TR 61 E		○	○	○			
TR 91 E		●	○	○			
BCi 30	○	○	○	○			
BCH 25 S / BCH 250 S	●	○	○	○			
BCH 25 T / BCH 250 T	●	○	○	○	○	○	
BCH 25 D / BCH 250 D	●	○	○	○			
BCH 400 S	●	○	○	○			
BCH 40 T / BCH 400 T			○	○	● BF000020R	○	○
BCH 40 BP / BCH 400 BP							
BCH 500 S	●	○	○	○			
BCH 50 T / BCH 500 T			○	○	○	○	●
BCH 500 BP							
SPARTA 25 TR / SPARTA 250 TR	○	○	○	○			
SPARTA 250 S	●	○	○	○			
SPARTA 25 / SPARTA 250 T	●	○	○	○	○	○	
SPARTA 381 S	●	○	○	○			
SPARTA 381 T	●	○	○	○	●	○	○
SPARTA 441 S	●	○	○	○			
SPARTA 441 T					●	○	○
SPARTA 441 BP							
BC 241 S	●	○	○	○			
BC 241 T	○	○	●	○	○	○	○
BC 270 S	●	○	○	○			
BC 270 T	○	○	●	○	○	○	○
BC 300 S	●	○	○	○			
BC 300 T			●	○	○	○	○
BC 241 D	●	○	○	○			
BC 300 D	●	○	○	○			
BC 350 S	●	○	○	○			
BC 350 T			○	○	○	○	●
BC 400 S	●	○	○	○			
BC 400 T			○	○	○	○	●
741			○	○	●	○	○
746 S	●	○	○	○			
746 T							●
753 T							●
755 MASTER							●
BC 530 S	●	○	○	○			
BC 530 T							●
BC 550 MASTER							●
BCF 430							
446 BP ERGO							
453 BP ERGO							
BCF 530							

● standard equipment ○ compatible tools

Accessories for Brushcutters - Strimmer lines



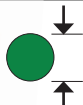
Line	Type	Diameter		Length (m)	Mini blister	Length (m)	Blister pack 1 lb-0.450 kg	Length (m)	Spool 4 lbs-1.8 kg	Length (m)	Spool 17.64 lbs-8 kg
		mm	inches		Code		Code		Code		Code



High quality line composed of a blend of patented raw materials, with aerodynamic spiral cross-section. Slices through the air with minimal resistance, leading to reduced noise and lower vibration levels. Especially suitable for battery-powered or mains machines, this line reduces power absorption whilst ensuring high cutting speed and long life of both the motor and battery.

Technical specifications: ideal for grass and weeds.

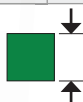
Pro-Silent	spiral	1.6	.065"	15	63040310						
		2.0	.080"	15	63040311	123	63040313				



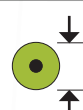
Top quality line made of co-polymers that assure the maximum resistance to wear and breakage.

Technical specifications: clean and precise cut; ideal for grass, weeds and scrub; high cutting speed.

Greenline	round	1.6	.065"	15	63040224A						
		2.0	.080"	15	63040225A						
		2.4	.095"	15	63040226A	87	63040104B	349	63040107A	1560	63042013A
		2.7	.106"	15	63040182A	72	63040181A	280	63040240	1232	63042006A
		3.0	.119"	15	63040227A	56	63040105C	223	63040108A	1000	63042008A
		3.5	.139"	12	63040228A	41	63040174B	164	63040175A	736	63042001A
		4.0	.157"			31	63040256A				



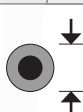
Greenline	square	2.4	.095"	15	63040229A	69	63040235A				
		2.7	.106"	15	63040277A	56	63040276A	217	63040279	968	63042007A
		3.0	.119"	15	63040278A	44	63040206B	175	63040204A	784	63042009A
		3.5	.139"			32	63040201B	129	63040273	576	63042016A



Professional line composed of two materials that provide high flexibility elevated breaking strength and optimal toughness for high abrasion resistance. More than 30% longer-lasting than conventional lines.

Technical specifications: ideal for grass, weeds, scrub and brushwood, even in the vicinity of stones and walls; high cutting speed.

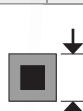
First	round	2.4	.095"	15	63040231A	87	63040238A				
		3.0	.119"	15	63040280A	56	63040138B	223	63040271	1000	63042012A
		3.5	.139"	12	63040288A	41	63040140B	164	63040266	736	63042015A
		4.0	.157"			31	63040258A	123	63040260	560	63042010A



Professional line that guarantees the maximum performance in terms of resistant to abrasion, breakage and sticking; the line has a double layer cross section: the core assures exceptionally high breaking resistance, while the outer sheaf provides wear resistance.

Technical specifications: ideal for grass, weeds, scrub and brushwood, even in the vicinity of stones and walls; high cutting speed.

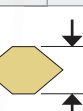
Titanium	round	3.0	.119"			56	63040208B	168	63040212A*	1000	63042003A
		3.5	.139"			41	63040209B	123	63040213A*	736	63042004A



Professional line with an innovative profile that ensures the maximum cutting performance and top-of-the-range durability of up to 40% longer than conventional lines. Double layer cross section: the core provides very high breakage resistance, while the outer sheath imparts very high wear resistance. Excellent weld resistance to temperatures of up to 280°C.

Technical specifications: ideal for grass, weeds, scrub and brushwood, even in the vicinity of stones and walls; high cutting speed.
* Titanium packaging in rolls, weighs 3 lbs - 1.35 kg

Platin-Cut	serrated square	2.7	.106"	15	63040234A	57	63040242A				
		3.0	.119"			44	63040244A	175	63040246		
		3.5	.139"			32	63040249A	128	63040252	632	63042002A
		4.0	.157"			25	63040262A	99	63040264		



Innovative professional line that guarantees the utmost flexibility and abrasion resistance. Reinforced sawtooth profile for the maximum cutting performance.

Technical specifications: clean and precise cut; ideal for scrub, brushwood and undergrowth with diameters up to 12 mm; high cutting speed; quieter than conventional line and safer and more practical than a conventional steel blade.

Saw-Blade Gold	sawtooth	3.0	.139"			37	63040248B				
		3.5	.157"			27	63040254B	143	63040275		

Accessories for Brushcutters - Strimmer lines



Recommended displacement



Recommended head



Recommended application

electric trimmers	Recommended displacement							Recommended head							Recommended application				
	22 cc	25 cc	30 cc	35 cc	40 cc	44 cc	more than 50 cc	Tap&Go Ø 105	Tap&Go Ø 109	Tap&Go Ø 130-160	Load&Go Ø 103	Load&Go Ø 110	Load&Go Ø 130	Multiline	Grass	Weeds, scrub	Brushwood, shrubs	Undergrowth	Pavements, car parks
	•	•						•	•		•				•				
	•	•	•					•	•	•	•	•			•				
	•	•	•	•				•	•	•	•	•			•				
		•	•	•	•				•	•	•	•	•		•	•			
			•	•	•	•				•	•	•	•	•	•	•	•		
				•	•	•	•			•	•	•	•	•	•	•	•	•	•
					•	•	•			•	•	•	•	•	•	•	•	•	•
						•	•			•	•	•	•	•	•	•	•	•	•
							•			•	•	•	•	•	•	•	•	•	•
										•	•	•	•	•	•	•	•	•	•
										•	•	•	•	•	•	•	•	•	•
										•	•	•	•	•	•	•	•	•	•
										•	•	•	•	•	•	•	•	•	•