

TurboZ



 Gianni
Ferrari

gianniferrari.com



TURBO Z

TurboZ is Gianni Ferrari's range of **Zero Turn** professional mowers **without collection**. These machines are extraordinarily manoeuvrable. Three models with different motors allow the operator to make best use of their working time, eliminating manoeuvring and the need for manual trimming.

Its **great compactness and surprising manoeuvrability** allow the TurboZ to be very nimble between trees, flowerbeds and bushes, in small gardens and on narrow pathways.

High cutting speed and dual fuel tanks allow for longer work periods (**up to 10 hours without refuelling stops**) and greater productivity, with superb work output.

ZERO TURNING RADIUS

The innovative two independent hydrostatic transmissions on the drive wheels are key to this machine's agility with zero turning radius (ZTR).

- / **Extremely fast** on various types of terrain for high production efficiency
- / **Fabulous dexterity** among trees, bushes, flowerbeds and down the narrow paths of parks and gardens
- / **Zero downtime** due to additional manoeuvres
- / **Manual finishing removed:** optimised working time



CUTTING SYSTEM

The TurboZ's mulching/rear-discharge cutters adapt perfectly to undulating terrain: their **floating movement** ensures that the cut is always accurate and with excellent performance. They also come with sturdy trolleys equipped with **anti-puncture wheels made of soft solid rubber**. The cutting width ranges from 112 to 190 cm.

DOUBLE BLADES AND DUAL CUT

The various types of mowers mainly use discs with double blades - positioned in line - or single blades arranged in a triangle with belt drive.

Both types have large, deep and very robust tanks for excellent shredding and distribution of the grass. They also have the added **benefit of the practical DUAL CUT™ quick conversion system** on the front left side of the deck, to change the cut-type in an instant, from mulching to rear discharge and vice versa.

EXTREME EASE OF USE

The user operates the infinitely-variable cutting height adjustment from the edge of the machine via a button which can also be effortlessly used **to get the deck in vertical position for easy cleaning and maintenance** or to reduce the machine dimensions for transportation or garaging.

However, manual management is only available on the TurboZ 440D, with the help of a hydraulic lift.

TurboZ 223





TurboZ 440D




TurboZ 223



TurboZ 440D

THE ADVANTAGES OF FRONTAL CUTTING

- / **Better cutting quality:** as the grass is not compacted before mowing
- / **Better visibility and comfort** for the operator
- / **Better manoeuvrability and cut** in areas that mid-mounted decks cannot reach
- / **Better terrain following:** more precise cut
- / **Easy cleaning of the mower** thanks to its vertical positioning
- / **Great versatility and interchangeability** for equipment applicable to the tractor unit



COMPLETE ACCESSIBILITY

TurboZ's are also designed to optimise ordinary and extraordinary operations. Therefore, all routine maintenance and grease points are reduced to a minimum, and even the inspection points are easy to reach thanks to the **practical 'folding opening'** of all the hoods and the easy tilting of the driver's seat.

DRIVING POSITION

The TurboZ 440D has two levers, while the 22 and 23 Hp mowers are available in two versions with two or three levers. This allows the user to choose the most practical option for all their needs.

The driving system with three levers (two steering levers and one speed control lever) provides for effortless and precise control. In this case, the dashboard, located on the right-hand side, provides information at a glance. In the two-lever system, the PTO and front linkage controls are located on the end of the right lever and the control panel, also on the right, is equipped with specific indicators and instruments.

The TurboZ's come with a comfortable contour-moulded seat, adjustable in depth, with lumbar support and headrest, adjustable armrests and springs, also in a heated version.

Model	TurboZ 223/223E	TurboZ 322D	TurboZ 440D
Driving system	Zero Turning Radius (ZTR)		
Driving levers	Two independent levers with ECP™ (Easy Control Panel)		Two independent levers with ECP™ (Easy Control Panel)
	Three levers (two independent directional control levers, one speed and stop control lever)		
Seat	Standard seat	Grammer Super Comfort with lumbar support, headrest and armrests	
	Grammer Super Comfort with lumbar support, headrest and armrests (optional)		
	Grammer Super Comfort heated version (optional)		
Seat suspension	Parallelogram suspension with adjustable height position and driver's weight adjustment (only for Grammer Super Comfort)		



TRANSMISSION AND POWER TAKE-OFF

The hydrostatic transmission for all models in the range is **2-wheel drive**.

In the smaller models it is based on two compact transaxles with external oil filter, while on the TurboZ 440D it is based on pumps and efficient Danfoss axial piston motors with mechanical gearboxes, which provide high performance, excellent traction and high transfer speed.



The PTO is engaged electrically using a simple button on the control panel (on three-lever models) and a switch directly on the end of the right lever (on two-lever models) which operates a powerful **ELECTROMAGNETIC CLUTCH**, adjustable to maintain efficiency over time, on 22 and 23 Hp models.

The clutch safety brake for stopping the PTO is already integrated into the system.

A PTO shaft provides the power transmission from the engine to the front attachment with higher efficiency and reliability than a conventional belt transmission.

Finally, diesel version is fitted with a convenient **front hydraulic lift device enabling the machine to mount kerbs and other obstacles**, simply by pressing a pushbutton.

Model	TurboZ 223/223E	TurboZ 322D	TurboZ 440D
Driving wheels	2WD		
Type	Two compact transaxles with external oil filter		Danfoss axial piston and variable displacement pumps and motors on gearboxes
Cutting speed	13 Km/h		15 Km/h
Brakes	Hydrostatic service brake		
	Mechanical parking brake on transmission		Disc parking brake on transmission
PTO	Mechanical, with PTO shaft		
	Electric pushbutton engagement with electromagnetic clutch		Electric pushbutton engagement
Front linkage	-	Hydraulic with two arms	





WHEELS/TYRES

Front-drive wheels available in **GARDEN** type or with bar tread, low-pressure **TRACTOR** tyres.



Model	TurboZ 223/223E/322D	TurboZ 440D
Garden Front wheels	20x10.00-8	24x12.00-12
Front bar tread, traction tyres	21x11.00-8	24x12.00-12



Rear wheels: Two options

- / **TWIN-WHEEL:** low ground pressure and great agility
- / **REAR AXLE:** loading and unloading the machine from a van or a trailer with just two ramps



Model	TurboZ 223/223E/322D	TurboZ 440D
Twin rear wheel	13x5.00-6	-
Wheel on oscillating rear axle	13x6.50-6 (optional)	13x6.50-6








ELECTRONIC ENGINE EVOLUTION

The TurboZ 223 petrol model is also available with an **Electronic Fuel Injection (EFI) engine**. The Electronic Engine Evolution provides maximum fuel efficiency and increased torque for better machine performance and equipment productivity. The distribution with **OHV** (Over Head Valves) technology - also known as rods and rocker arms - provides, despite the compact size, longer motor life (in addition to the three-year warranty) and greater fuel savings. In addition, the combined action of the MagnetronR injection system and the **ECU** (Electronic Control Module), with its automatic altitude compensation, optimises machine start-up.

EFFICIENT AND ENVIRONMENTALLY FRIENDLY

-  **+POWERFUL**
Greater efficiency and easier maintenance
-  **+ECOLOGICAL**
Reduced CO₂ emissions
-  **+SAVINGS**
Up to 25% less fuel each year



MOTORS

The petrol model, equipped with Briggs & Stratton Vanguard, and the diesel model, with Kubota engine, are perfectly adapted to the new **STAGE V** class, and STAGE IIIA for non-EU countries, in full compliance with exhaust emission regulations.

Model	TurboZ 223	TurboZ 223E	TurboZ 322D	TurboZ 440D	TurboZ 440D
Engine	B&S Vanguard V-Twin 3864	B&S Vanguard V-Twin 3864	Kubota D902	Kubota V1505	Kubota V1505-T
Fuel	Petrol		Diesel		
Emissions regulations	Stage V				Stage IIIA*
Power/Displacement/HP	17kW/630cc/23	17kW/630cc/23	16.1kW/898cc/22	19.3kW/1498cc/26	29.4 kW/1498cc/40
N° Cylinders	2	2	3	4	
Driving system	Two or three levers	Two or three levers	Two or three levers	Two levers	
Fuel tank capacity	40 L (double)				
Battery (with battery switch)	12V 50Ah		12V 60Ah	12V 70Ah	
Instrumentation	Hour meter	Hour meter, rev counter, engine fault indicator	Hour meter, engine temperature		
Weight (tractor unit only, basic version)	300 kg	300 kg	460 kg	800 kg	
Length /Width/ Height**	160x102x105 [188] cm	160x102x105 [188] cm	170x112x119 [188] cm	247x142x132 [200] cm	

*extra-EU countries

**with ROPS down / [raised]



ATTACHMENTS

TurboZ 223/223E/332D



MULCHING/REAR DISCHARGE DECK

Deck with a very deep cutting chamber made from a single pressed steel plate, without any additional parts. The inner surface is completely smooth and free of edges for optimal airflow. Thanks to the special plug, the mulching/rear discharge conversion can be completed in a few minutes during use. It can be positioned vertically.

Deck 112 - 3 Blades

Working width	112 cm
Cutting height adjustment	Electric on 223/223E Hydraulic on 322D
Overall dimensions (L/W/H)	90/120/35 cm
Cutting height adjustable with lever	From 1 to 9 cm
Weight	85 Kg



DUAL CUT™ MULCHING/REAR DISCHARGE DECK

With three blades, it ensures optimal shredding of the grass. Very powerful, with reinforced edges that can be replaced if worn. Using a quick conversion system, it switches from mulching to rear discharge in no time at all. It can be positioned vertically.

Flat 132 Dual Cut™ - 3 blades

Working width	130 cm
Cutting height adjustment	Electric on 223/223E Hydraulic on 322D
Overall dimensions (L/W/H)	123/133/43 cm
Cutting height electrically adjustable	From 1 to 9 cm
Weight	134 kg



FLAIL MOWER

Very powerful tool, suitable for cutting fine grass and for cleaning rustic areas and shredding brushwood. It can be positioned vertically.

Flail mower TEG 1200 (56 Y blades)

Working width	120 cm
Cutting height adjustment	Electric on 223/223E Hydraulic on 322D
Overall dimensions (L/W/H)	80/140/64 cm
Cutting height electrically adjustable	From 3 to 8 cm
Weight	190 kg



-  GARDEN
-  AGRICULTURE
-  CLEANING
-  SNOW

TurboZ 440D



FLAIL MOWER

Very powerful tool for precise cutting in fine grass, weeds and brushwood. Available with two cutting lengths and also in Heavy Duty version with heavy spoon blades (optional)

Flail mower TEG	1600	1900 HD
Working width	150 cm	180 cm
N° Cutters	100	116
Overall dimensions (L/W/H)	125/177/53 cm	130/210/53 cm
Cutting height electrically adjustable	From 3 to 8 cm	
Weight	230 kg	280 kg



DUAL CUT™ MULCHING/REAR DISCHARGE DECK

Deck with three blades arranged in a triangle and belt drive: the only one on the market with maintenance-free blade hubs, with tapered bearings and oil-bath lubrication for maximum durability. It can be positioned vertically.

Deck 160 Dual Cut™ - 3 blades

Working width	160 cm
Overall dimensions (L/W/H)	115/162/40 cm
Cutting height adjustable with lever	From 3 to 9 cm
Weight	200 kg



INLINE™ MULCHING/REAR DISCHARGE DECK

Inline™ mulching and rear discharge decks have three or four rotors aligned on the same axis and synchronised with oil-bath gear drive. Compact design with contained front section to adapt naturally to the undulations in the ground. The Dual-Cut™ rapid conversion system allows you to change the type of cutting, mulching or rear dumping in a moment, simply by using a handy lever.

Deck	165 INLINE™	190 INLINE™ Dual-Cut™
Features	Four discs with retractable cutters	
Working width	165 cm	185 cm
Overall dimensions (L/W/H)	105/165/30 cm	110/195/34 cm
Cutting height adjustable with lever	From 2 to 8 cm	
Weight	190 Kg	230 kg



TurboZ 440D



CYLINDRICAL CLEANING BRUSH

Device with a reinforced frame and a brush with cylindrical or segmented plastic bristles. The rotation of the brush, placed diagonally, is linked to the PTO joint. Its direction of rotation allows the tool to accumulate debris/snow on its right side. It is also equipped with two swivel wheels for easier driving and use on every kind of surface. Suitable for cleaning courtyards, cycle paths and roads and for removing freshly laid snow.

ZK TURBO 1500

Features	Plastic bristle brush Ø55cm
Working width	150 cm
Overall dimensions (L/W/H)	162/135/55 cm
PTO turns	2000 rpm
Weight	95 Kg



TurboZ 223/223E/332D/440D



SNOW BLADE

Lifting and swivelling, the snow blade makes the TurboZ productive even in winter.

Snowplough	TurboZ223/223E/322D	TurboZ 440D
Working width	130 cm	175 cm
Orientation 30° left - 30° right	Mechanical on TurboZ 223/223E Hydraulic on TurboZ 322D	Hydraulic
Overall dimensions (L/W/H)	72/132/42 cm	131/180/65 cm
Weight	81 kg	150 Kg



SNOW THROWER

Snowthrower, 110 cm, double stage, hydraulic orientation and plexiglass protection for the operator.

Two-stage snow thrower with hydraulic orientation

Working width	110 cm
Optional	Plexiglass windshield
Overall dimensions (L/W/H)	94/110/174 cm
Weight	160 kg







Advanced Groundcare Solutions™



gianniferrari.com



TurboZ223

TurboZ223E

TurboZ322D

TurboZ440D